



Bar Power RPR®

Ultra strong regenerating lawn

- Strong as iron.
- Quick green-up.
- Beautiful ornamental lawn.



RPR® technology inside!

RPR® is a regenerating perennial ryegrass that spreads via determinate stolons, making it many times stronger than other types of perennial ryegrass, yet with the same high growth rate. The result is a regenerating perennial ryegrass with good wear resistance and a high optical quality, making it suitable for lawns, parks and grass plots. RPR® has already proven its success in sports fields and golf courses.

For more information on the RPR® technology, go to www.barenbrug.biz/rpr.

Self-repairing

RPR® spreads via determinate stolons that create a kind of netting in the sward, linking all the individual grass plants. This reduces the risk of the grass being kicked up, and hence the risk of damage, making your sward as strong as iron. And if it should suffer some damage after all, the RPR®'s regenerating capacity will soon repair it.

Consumer laws

Leading grass technology! We've compiled a versatile portfolio of grass mixtures, to ensure that you get the best possible service. Give it a try yourself and experience the power of Barenbrug grasses!

- Quick repair
- Tough and easy
- Play and sport**
- Dry and strong
- Shadow and
- Dense and self-

Characteristics

Higher wear tolerance



Higher drought tolerance



Quicker establishment



Suitable for shade



Finer leaved



Less maintenance possible



Less fertilizer required



Higher disease tolerance



Self repairing



Germination at low temperature



Quicker germination



Higher winter hardiness




Early spring growth



Consumer laws

Leading grass technology! We've compiled a versatile portfolio of grass mixtures, to ensure that you get the best possible service. Give it a try yourself and experience the power of Barenbrug grasses!



Fast and strong

Bar Power RPR® is the first type of grass to combine strength and speed. You no longer have to wait ages for your lawn to develop enough for you to walk across it. The sward will soon be dense enough to tolerate intensive use. Usually smooth-stalked meadow grass is used to ensure strength. That is then combined with perennial ryegrass to promote fast establishment. The resultant mixture will germinate and establish very quickly, but its wear tolerance will leave something to be desired. Bar Power RPR® combines speed and strength to ensure good wear tolerance.

- Quick repair
- Tough and easy
- Play and sport
- Dry and strong
- Shadow and
- Dense and self-

Characteristics

Higher wear tolerance



Higher drought tolerance



Quicker establishment



Suitable for shade



Finer leafed



Less maintenance possible



Less fertilizer required



Higher disease tolerance



Self repairing



Germination at low temperature



Quicker germination



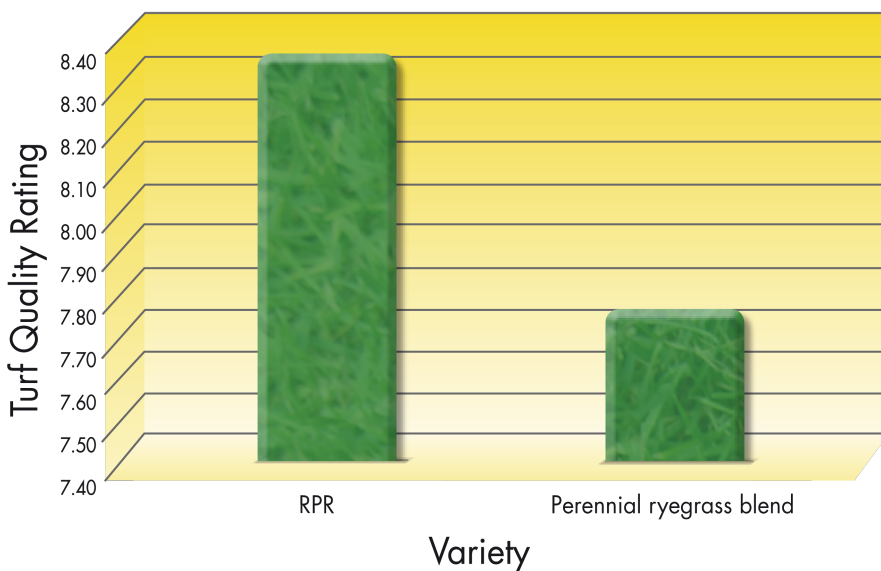
Higher winter hardiness



Early spring growth



INTENSE TRAFFIC TOLERANCE - OHIO STATE UNIVERSITY



Fast development of a dense sward

The perennial ryegrass contained in Bar Power RPR® establishes very quickly, while the red fescue ensures a very dense sward. The grass plants will germinate in less than no time after seeding, creating a dense sward with a high wear tolerance.

Wide range of applications

Bar Power RPR® can be used for many purposes, e.g. a lawn, a local football pitch or a park. It is also very suitable for much-used paths. Also important, besides great strength, is of course ornamental value – and that's another favourable characteristic of Bar Power RPR®. The outcome is a fast-establishing, strong, attractive sward. Bar Power RPR® does well on soils of many kinds – a major advantage for e.g. professional gardeners.

For seeding and overseeding

Sustainable use of grass seed is very important. Bar Power RPR® can be used for both seeding and overseeding. So you will save money by having to buy only one mixture. With many standard grass mixtures you have to wait until May, but Bar Power RPR® can be seeded in March already. Overseeding is important for keeping your sward in good quality. If you use a different grass mixture to overseed your sward you may end up with differences in colour. Because Bar Power RPR® can be used for both seeding and overseeding you will have an attractive green lawn of top quality all the year round.

RPR	Jan	Feb	Mar	Apr	May	Jun	Jul	Aug	Sep	Oct	Nov	Dec
Regular lawn mixture	Jan	Feb	Mar	Apr	May	Jun	Jul	Aug	Sep	Oct	Nov	Dec

High disease resistance

Bar Power RPR® comprises fine-leaved perennial ryegrass, RPR® technology, red fescue and Poa pratensis. This strong mixture creates a dense sward with a high disease resistance thanks to the red fescue.



Less weed growth

With its determinate stolons, Bar Power RPR® forms a very dense sward in which weeds and undesired grasses have very little opportunity to establish. Bar Power RPR®'s combination of strength and speed is a major advantage in the struggle against weeds and undesired grasses. Annual meadow grass may completely spoil a lawn. Once it's established, it's extremely difficult to get rid of it. It may look attractively green, but it can damage your entire lawn. Bar Power RPR® can defeat annual meadow grass.

For more information on annual meadow grass, go to www.barenbrug.biz/poa-annua

Consumer laws

Leading grass technology! We've compiled a versatile portfolio of grass mixtures, to ensure that you get the best possible service. Give it a try yourself and experience the power of Barenbrug grasses!

- Quick repair
- Tough and easy
- Play and sport
- Dry and strong
- Shadow and
- Dense and self-

Characteristics

Higher wear tolerance



Higher drought tolerance



Quicker establishment



Suitable for shade



Finer leaved



Less maintenance possible



Less fertilizer required



Higher disease tolerance



Self repairing



Germination at low temperature



Quicker germination



Higher winter hardiness

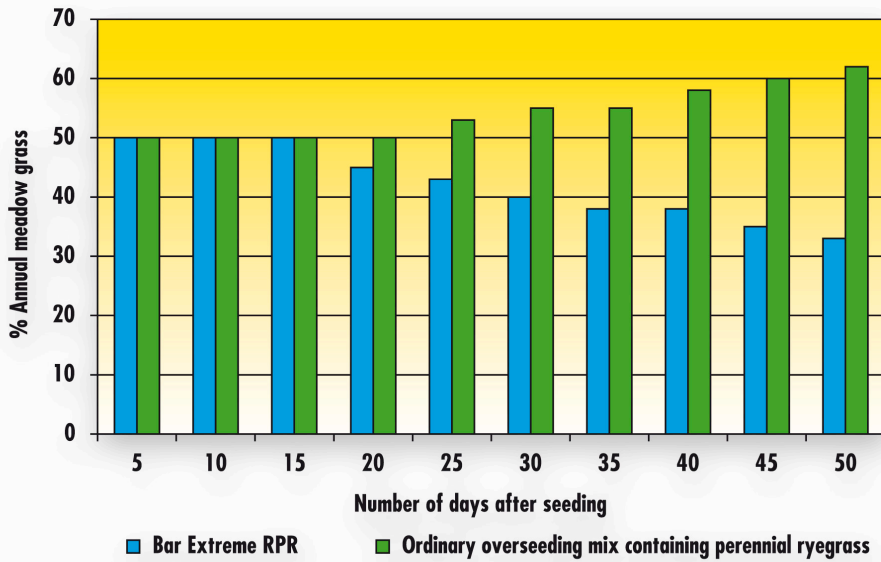


Early spring growth



Consumer laws

Leading grass technology! We've compiled a versatile portfolio of grass mixtures, to ensure that you get the best possible service. Give it a try yourself and experience the power of Barenbrug grasses!



Specifications

Speed of establishment	Fast
Nitrogen requirement	High
Speed of growth	Fast
Sowing rate per 100m ²	2-3kg
Sowing rate per m ²	20-30g
Mowing height	20-40mm
Packaging	1, 5kg
Sowing depth	5-10mm

- Quick repair
- Tough and easy
- Play and sport**
- Dry and strong
- Shadow and
- Dense and self-

Characteristics

Higher wear tolerance



Higher drought tolerance



Quicker establishment



Suitable for shade



Finer leafed



Less maintenance possible



Less fertilizer required



Higher disease tolerance



Self repairing



Germination at low temperature



Quicker germination



Higher winter hardiness



Early spring growth

